



District Report Card: 2017


State: Rajasthan	District: Pratapgarh (raj.)
Class: 8	Subject: Language
Schools: 49	Students: 1227


Participation/Coverage


Students

<div>GENDER</div> <div></div>	Boys		Girls	
	Number	%	Number	%
	665	54.20	562	45.80

<div>AREA</div> <div></div>	Rural		Urban	
	Number	%	Number	%
	1189	96.90	38	3.10

<div>CATEGORY</div> <div></div>	SC		ST		OBC		GEN	
	Number	%	Number	%	Number	%	Number	%
	88	7.17	921	75.06	170	13.85	48	3.91

<div>CWSN</div> <div></div>	LD	VI	HI	S&LD	ID	Oth
	3	7	2	1	1	0

<div>Management</div> <div></div>	Government		Government-aided	
	Number	%	Number	%
	1227	100.00	0	0.00

Average Performance of Students in Language (%)

Overall	Gender		Area		Management		Social Group			
	Male	Female	Rural	Urban	Govt.	Aided	SC	ST	OBC	GEN
57.07	58.52	55.35	57.10	56.14	57.07	0.00	62.65	55.43	61.02	64.31

Performance on Learning Outcomes (LOs)

Learning Outcomes	Description	Average Performance(%)
L813	Read textual/non-textual materials with comprehension and identifies the details, characters, main idea and sequence of ideas and events while reading	57.07

Range of Performance of Students who Answered Correctly							
Below 30%		30% - 50%		50% - 75%		Above 75%	
Number	%	Number	%	Number	%	Number	%
181	14.75	286	23.31	491	40.02	269	21.92

Lowest Performing Learning Outcomes (LOs)

1 - Read textual/non-textual materials with comprehension and identifies the details, characters, main idea and sequence of ideas and events while reading (57.07)